



Terraglaze Plus+

Description

Evolving Elements Terraglaze Plus+ is a high-gloss 100% Acrylic Roof Membrane, specifically designed to rejuvenate, restore and seal old and aged unglazed Terracotta roofs to a new look as a clear coating or recoloured to a more modern colour. Terraglaze Plus+ is a highly durable clear or pigmented coloured flexible finish, formulated for excellent resistance in Australian and Tropical weather.

The even flow and attractive gloss level improve the condition and appearance of the roof and the coating system provides long-term weather protection. It not only rejuvenates and restores but it also improves the weather resistivity of the roof tiles and inhibits the growth of mould and lichen. Available in the full range Tint Pack colours, this high-grade coating will make the roof look as new with existing, new and modern colours. It has excellent hiding power with an outstanding semi-gloss finish. This coating is designed to be used as a top coat within the Evolving Element Roof Coating System.

* Terraglaze Plus+ as a high gloss clear coating is a single pack system supplied in 20L pail.

* As a coloured coating; Terraglaze Plus+ is a two-component system supplied pre-coloured or mixed together on site to give 20L of coloured coating.

This consists of:

-19L Terraglaze Plus+ gloss Tint Base (in 20L plastic pail)

-1L Colour Tint Pack (range of 36 + Tint Pack colours, refer to Evolving Elements Tint Pack colour chart)

Features and Benefits

- Vibrant Gloss
- Water based, easy to apply, easy clean up
- Excellent water resistance
- Excellent durability and weather protection
- Strong Adhesion and low dirt pick-up
- Used as a clear coat sealer or as a coloured coating

Substrate & Application

It is recommended that Rainwater tanks be disconnected from the guttering system before commencing work as material could be spilt on the roof or washed off if rain falls before the coating is fully cured. The guttering should remain disconnected until after application of all coatings and until all residues are washed from the guttering.

It is safe to collect drinking water once the finish coating has cured.

Pressure clean and ensure all surfaces to be coated are clean, sound, free from contaminants including; oil, dust, dirt, silicone, mud, grease, salt, efflorescence, animal droppings and any loose or flaking material.

Important: The integrity of the coating system relies on thorough surface preparation and condition of the substrate. Please refer to Material Safety Data Sheet (MSDS) prior to application of Terraglaze Plus+. (Please refer to respective product data sheet for further information on application of products)

- Ensure roof is completed as mentioned in the PREMCLEAN Product Data Sheet
- Application of Anti-MouldPlus+ prior to priming will inhibit growth of moss & lichen.
- All substrates must be primed with PRIMECRETE before spraying Terraglaze Plus+.
- For Clear and Coloured finish Unglazed Terracotta Tiles

Application

- Mix Terraglaze Plus+ thoroughly before use with a broad, flat stirrer, using an upward lifting action or power mixer.
- Spray 2(two) coats of Terraglaze Plus+ using an airless spray unit with 19-21 thou spray tip, a white gun filter and pressure @2000-2500psi.
- Ensure first coat is touch dry before applying second coat.
- No thinning is required normally, if desired thin with water sparingly.
- Apply evenly to the recommended wet film thickness.
- Coverage: 110-120 m² per 20 litre pail per coat. Coverage depends on the condition of the surface.
- Use a Wet Flm Gauge to check application thickness from time to time making sure that your coverage is correct. Try to maintain a Wet Film Thickness of 160-175uM for each single coat.
- Try to keep a 'wet edge' while spraying so as to attain an integrated film build. It's advisable in warm conditions to use 400ml of extender per 20L pail.
- Avoid loading coating in one area, as this will retard drying time and cause sagging.

Cleaning



- **Clean Up** - Clean all equipment with water after use.

- Remove any dried paint with methylated spirits followed by a mixture of warm water and detergent

Important Notes

- Do not apply Terraglaze Plus+ on wet or exposed surfaces when rain is anticipated within 5 hours of completion of the day's work, longer in damp, cold +/- or humid conditions
- Avoid application in full sun, on hot surfaces or in hot windy conditions
- Ensure weather conditions are suitable; do not apply if surface temp is below 10°C and raining. Do not apply if temperature exceeds 32°C.
- Coated area must be protected from damage until the completion of the project; finished work must be protected from rain, frost and severe weather conditions until fully dried.

Safety and Handling

- Refer to MSDS for Terraglaze Plus+ before use. For further information on Material Safety Data Sheets, call JPS Coatings on (03) 9357 6644. When working with Terraglaze Plus+ observe the usual precautions for handling acrylic water based products including:
- Avoid inhalation of the vapour, prolonged skin contact and particularly eye contact
 - Wear protective clothing to minimize skin contact and wear goggles where splatter is likely
 - Where spills occur, soak up liquid spillage with sand/sawdust and dispose of in a sensible manner. Do not permit runoff to sewer, storm water or open bodies of water.
 - Full pails are HEAVY. Wear protective footwear and seek assistance if necessary.
 - Storage- no specific issues, store away from food and drink.

First Aid Measures

Ingstion

- If swallowed, wash out mouth with water. Do NOT induce vomiting. Drink at least two (2) glasses of water. Seek medical attention.

Eye

- Wash with copious amount of water for 15 minutes holding eyelid(s) open. Take care not to rinse contaminated water into non-affected eye. Seek medical attention.

Advice to Doctor




- Treat symptomatically.

Shelf -Life - Transport & Storage

Unopened Containers

- Maximum two (2) years from date of manufacture when stored correctly. Pails should not be stacked more than three (3) high during transportation and must be transported upright, Store in a cool place, upright, out of direct sunlight and above 4°C. For further information refer to MSDS for TERRAGLAZE PLUS+.

Technical Specifications

Packing	Coverage	Resin Type
20L Plastic Pail	5.5- 6M ² per Litre/coat	Acrylic Emulsion
@22kg/Pail		
No. of coats	Min 2 (Two) coats	
Application method	  Spray & Brush	
Clean Up	 Clean all with water after use	
Appearance	Clear or Coloured viscous liquid	
Type	Acrylic Emulsion	
Drying Time(@25°C & 50% RH)	Dry: 30-60 Min / Re-coat: 2hrs / Curing Time: 7 days	
WFT - Wet film thickness uM	175uM per coat	Vol Solids %: 40
DFT- Dry Film Thickness uM	Recommended 70 uM per coat	
Gloss levels	High Gloss	
Specific Gravity	~ 1.04	
Thinner	Water – do not thin, warm weather add Extender	
Shelf life	24 Months from date of mfg (sealed)	
Flammability	Non-flammable	

Warranty

JPS Coatings provides a material replacement warranty against peeling or flaking of the full Roofcoat System caused by any defect in manufacture for a period of ten years when applied correctly by a skilled and experienced applicator in accordance with all current application criteria, including but not limited to, substrate type and preparation, application rates and methods, prevailing weather conditions and protection of finished work. Application dates, product batch numbers and quantities must be recorded and supplied as a minimum to effect potential product failure investigation.

JPS Coatings provides no warranty, expressed or implied, against damage due to movement of the substrate or structure. JPS Coatings cannot accept responsibility for variations in colour, strength, defects, appearance or workability etc resulting from on-site mixing procedures and other application conditions as they are not within the control of JPS Coatings.

This information is provided with respect to the listed JPS Coatings products;

(a) You review the Technical Data Sheets (TDS) and Safety Data Sheets (SDS) before you use or handle the product; (b) the product be used only in accordance with the information provided by JPS Coatings; (c) the product be transported and handled in accordance with the SDS and relevant TDS; and (d) you thoroughly test the product, using the recommended application method on a sample of intended substrate, before using the product. The information in the technical data sheet was prepared using information gathered during product development. While JPS Coatings endeavours to update this information and maintain the accuracy of its contents, JPS Coatings cannot guarantee that the information is wholly comprehensive. JPS Coatings recommends that you conduct such additional investigations as may be necessary to satisfy yourself of the accuracy, currency and comprehensiveness of the information on which you rely in using and handling the product. If you require further information please contact JPS Coatings Office. To the full extent permitted by law, JPS Coatings liability for breach of a condition or warranty implied into the contract for sale between JPS Coatings and you by law is limited at JPS Coatings election to: (a) the replacement of the product; or (b) payment of the cost of replacing the product. The technical information and suggestions for use and application are given in good faith. Since conditions of use are beyond the manufacturer's control, information contained herein is without warranty, implied or otherwise. The manufacturer does not assume any liability for any loss or injury resulting from the use of the product. Cooler temperature, higher film thickness and higher humidity conditions will require longer drying times